
Annual Report

Coromandel Independent Living Trust

2015 year

Prepared by Jo Scott CA



Contents

Trust Information	3
Statement of Financial Performance	4
Movements in Equity	6
Statement of Financial Position	7
Schedule of Investments & Loans	9
Notes to the Financial Statements	11
Schedule of Fixed Assets & Depreciation	16
Profit and Loss by Project	28



Coromandel Independent Living Trust For the year ended 31 December 2015

1. Date of Formation

24 February 1995

2. Entity

Charitable Trust

3. Trust Registration Numbers

Incorporation No: 676945, Charities Commission No: CC22518

4. IRD Number

063-968-161

5. Nature of Business

Community Services Provider

6. Place of Business

Tiki House, 45 Tiki Road, Coromandel

7. Trustees

Airini Tokerangi (Chair)

Mike Noonan (Executive Trustee)

Andy Reid

Margaret Harrison

Vicki Sephton

8. Auditors

Michael Burt, Waihi

9. Bank

Bank of New Zealand

10. Solicitors


Purnell Jenkison Oliver, 611 Mackay Street, Thames



Statement of Financial Performance

Coromandel Independent Living Trust For the 12 months ended 31 December 2015

	Dec-15	Dec-14
Income		
Funding		
Contracts	446,837	460,586
Donations	54,420	61,991
Grants	163,529	189,385
Total Funding	664,786	711,962
Rent Received		
Commercial Rental	27,401	23,390
Domestic Rental	76,358	82,945
Total Rent Received	103,759	106,335
Other Income		
Fundraising	2,230	1,246
Interest Income	3,412	2,253
Other Revenue	13,639	4,375
Reimbursement	36,212	27,876
Total Other Income	55,493	35,751
Total Income	824,037	854,048
Total Income	824,037	854,048
less Expenses		
Management, Supervision, Admin, Vehicle Charges	-	(84)
Administration Costs		
Audit Fee	2,135	2,160
Bank Fees	505	531
Communications	8,608	9,303
Community Internship Programme	-	35,778
Computer Expenses	5,403	6,696
Insurance	21,150	20,793
Interest Expense	105	-
Office Running Costs	5,637	8,223
Subscriptions	2,824	3,471
Total Administration Costs	46,366	86,956
Depreciation		
Depreciation on Fixed Assets	44,653	45,572
Loss on Disposal	3,583	-
Total Depreciation	48,236	45,572
Direct Project Costs		
Advertising	4,022	2,460
Community Consultation	-	304
Consultants Fees	4,633	9,536
Contract & Construction Costs	-	413



Statement of Financial Performance

	Dec-15	Dec-14
Course Costs & Fees	287	1,090
Donations Made	-	40
Equipment & Running Costs	9,958	11,855
Freight & Courier	131	775
Fundraising Costs	738	1,338
Programme Facilitation	29,210	19,251
Provisions	10,598	12,110
Tutor Fees	13,192	18,127
Venue Hire & Transport	1,802	1,397
Total Direct Project Costs	74,572	78,696
Rental & Maintenance Costs		
Levies & Leases	3,150	1,446
Power	3,714	4,266
Rates	11,134	12,735
Rent	65,817	63,934
Repairs and Maintenance	8,312	7,371
Total Rental & Maintenance Costs	92,127	89,752
Governance Costs		
Organisational Development	3,572	17,397
Trustee Meeting Attendance Fee	900	900
Total Governance Costs	4,472	18,297
Travel and accommodation		
Accommodation & Transport	11,851	4,201
Motor Vehicle Expenses	18,070	17,259
Overnight Travel Allowance	3,350	2,600
Travel Allowance	15,934	15,049
Total Travel and accommodation	49,205	39,109
Employee & Volunteer Costs		
ACC Levies	3,939	3,518
KiwiSaver Employer Contributions	11,168	12,299
Recruitment Expenses	489	835
Staff Development & Training	3,508	10,209
Volunteer Drivers Allowances	36,570	40,780
Wages & Salaries	437,060	460,978
Wages capitalised - projects	(5,372)	(3,030)
Total Employee & Volunteer Costs	487,363	525,588
Total Expenses	802,342	883,888
Operating Surplus/(Loss)	21,696	(29,840)
Capital Funding	(999)	(37,602)
Net Surplus/(Loss) for the Year	22,695	7,762



Movements in Equity

Coromandel Independent Living Trust As at 31 December 2015

	31 Dec 2015	31 Dec 2014
Equity		
Opening Balance	365,454	357,692
Surplus and Revaluations		
Current year earnings	22,695	7,762
Total Surplus and Revaluations	22,695	7,762
Total Equity	388,149	365,454



Statement of Financial Position

Coromandel Independent Living Trust As at 31 December 2015

31 Dec 2015 31 Dec 2014

Assets

Bank Balances		
BNZ 000 - Main Account	18,416	5,333
BNZ 001 - Kapanga Flats Acc	9,968	4,035
BNZ 002 - Volunteer Driver Acc	9,908	4,332
BNZ 003 - Work Co-Op Social Ac	30	985
BNZ 004 - CCRC Project	22,580	19,436
BNZ 025 - Bus.First On Call	34,004	1,184
BNZ 026 - Bus.First On Call	43,705	88
BNZ Term Deposit Comm Trnspt	-	20,000
BNZ Term Deposits	-	63,717
Total Bank Balances	138,612	119,110
Current Assets		
Bonds Refundable	293	293
Accounts Receivable	23,194	31,239
CCRC Project Costs	28,475	19,177
Petrol Vouchers Held	980	2,000
Petty Cash ATM	92	49
Petty Cash MA	85	59
Prepayments	4,912	6,194
Total Current Assets	58,031	59,010
Non Current Assets		
Fixed Assets as per Schedule	1,379,803	1,423,151
Total Non Current Assets	1,379,803	1,423,151
Total Assets	1,576,445	1,601,271

Liabilities

Current Liabilities		
Accounts Payable	15,380	35,340
BNZ Visa - MJ Noonan	108	599
Deferred Income	172,930	164,708
Goods & Services Taxation	2,405	3,143
Provision for Annual Leave	70,262	74,457
Provision for Time In Lieu	661	758
Retentions Held	-	4,259
Rounding	-	-
Sundry Creditors	5,000	-
Suspense	-	-
Unpaid Expense Claims	-	18
Total Current Liabilities	266,746	283,283
Non Current Liabilities		



Statement of Financial Position

	31 Dec 2015	31 Dec 2014
Loans		
HNZC Suspensory Loan	380,000	380,000
HNZC Term Loan	541,550	572,534
Total Loans	921,550	952,534
Total Non Current Liabilities	921,550	952,534
Total Liabilities	1,188,296	1,235,817
Net Assets	388,149	365,454
Equity		
Accumulated Funds	388,149	365,454
Total Equity	388,149	365,454

[trustees signature]

Mike Noonan
MIKE NOONAN
EXECUTIVE TRUSTEE



Schedule of Investments & Loans

Coromandel Independent Living Trust For the year ended 31 December 2015

1. Bank Balances

BNZ 000 Account

Project	Amount	Interest Rate
Operations	\$18,416	0.25%

BNZ 001 Account

Project	Amount	Interest Rate
Social Housing	\$9,968	0.25%

BNZ 002 Account

Project	Amount	Interest Rate
Community Transport Services	\$9,908	0.25%

BNZ 003 Account

Project	Amount	Interest Rate
Work Co-Op Social Club	\$30	0.25%

BNZ 004 Savings Account

Project	Amount	Interest Rate
Coromandel Community Re-Use Centre Project	\$22,580	0.25%

BNZ 025 Savings Account

Project	Amount	Interest Rate
Vocational Services	\$34,004	1.50%

BNZ 026 Savings Account

Purpose	Amount	Interest Rate
Community Transport Services	\$43,705	1.50%

2. Loans - Housing New Zealand Corporation

	2015	2014
Term Loan	\$536,386	\$572,534
Suspensory Loan	\$380,000	\$380,000
Total	\$916,386	\$952,534

Term Loan

Interest free for first 10 years. Monthly repayments \$2,582. Maturity 25 years - November 2037.

Suspensory Loan



Schedule of Investments & Loans

If CILT performs all of its obligations under the Facilities Agreement in respect of Housing Innovation Fund Assistance, then CILT is, on the date which is twenty five years following the date the Suspensory Loan was fully drawn down (16/11/2012), or the Final Repayment Date, whichever comes first, automatically and fully discharged from any obligation to repay the Suspensory Loan.



Notes to the Financial Statements

Coromandel Independent Living Trust For the year ended 31 December 2015

1. Statement of Accounting Policies

Coromandel Independent Living Trust is a Charitable Trust established under a Trust Deed dated 24 December 1994. These Financial Statements are special purpose financial statements and have been prepared in accordance with generally accepted accounting practices on a going concern basis.

The accounting principles recognised as appropriate for the measurement and reporting of earnings and financial position on an historical cost basis have been used, with the exception of certain items for which specific accounting policies have been identified.

2. Changes in Accounting Policies

There have been no changes in Accounting Policies. All policies have been applied on bases consistent with those used in previous years.

3. Fixed Assets and Depreciation

All fixed assets are recorded at cost less accumulated depreciation.

Depreciation of the assets has been calculated at the maximum rates permitted by the Income Tax Act 2007.

4. Goods and Services Tax

These financial statements have been prepared on a GST exclusive basis with the exception of Accounts Receivable and Accounts Payable.

The rental of a dwelling for use as a private home is an exempt activity for GST purposes therefore all transactions relating to the property at 505 Kapanga Road, Coromandel are inclusive of GST.

5. Leases

Operating Lease

Operating leases are those which all the risks and benefits are substantially retained by the lessor. Lease payments are expensed in the periods the amounts are payable.

6. Accounts Receivable

Receivables are stated at their estimated realisable value. Bad debts are written off in the year in which they are identified.

7. Audit

These financial statements have been subject to audit, please refer to Auditor's Report.

8. Capital Expenditure Commitments

Kapanga Flats

The Coromandel Senior Settlement Trust (CSST) has promised CILT a grant of up to \$15,000 to spend on the building of a carport at 505 Kapanga Road, Coromandel for the housing of a vehicle owned by the Coromandel Community Services Trust.

Coromandel Community ReUse Centre

The funds on hand in the BNZ 04 bank account \$19,436 are tagged for the Coromandel Community ReUse Centre project.

The surplus for the 2015 year is tagged as follows:

\$4,000 towards the development of the Career Navigator Programme

\$7,000 towards the development of the CILT financial strategy

\$2,000 towards implementation of the Chair's terms of reference



Notes to the Financial Statements

\$7,500 towards a new vehicle

9. Contingent Liabilities

There are no contingent liabilities at balance date (Last Year: \$Nil).

10. Income Recognition

Income from grants, contracts and donations requiring specified future conditions to be met are recognised as a liability on receipt. The grants are recognised as income over the period that the specified conditions are complete and the associated costs are recognised. Any agreements/projects incomplete at balance date are recognised as Deferred Income, and shown as a liability on the Statement of Financial Position.

Funder	Type	Specific Project	2015	2014
COGS	Grant		\$16,417	\$8,000
Lottery Grants Board	Grant		\$30,000	\$15,417
MSD Organisation Capability Development Fund	Grant		\$0	\$12,971
ACE Aotearoa	Grant	Adult Learner Week	\$0	\$261
Creative Communities Trust	Grant	ATM	\$200	\$0
Sanford Limited	Grant	Kiwi Can	\$30,000	\$30,000
Sky City Hamilton Community Trust	Grant	Kiwi Can	\$1,666	\$2,043
NZ Community Trust	Grant	Kiwi Can	\$10,000	\$0
Thames Community Board	Grant	Kiwi Can	\$875	\$500
The Lion Foundation	Grant	Kiwi Can	\$5,000	\$10,000
Colville Social Services Collective Charitable Trust	Grant	Kiwi Can	\$1,000	\$0
WDHB	Grant	Community Transport	\$55,271	\$47,932
Making A Difference Fund	Grant	Disability Awareness Workshops	\$3,659	\$3,795
Grassroots Trust	Grant	Kiwi Can	\$6,487	\$10,688
Foundation for Youth Development	Grant	Kiwi Can	\$0	\$8,000
Coromandel Senior Settlement Trust	Grant	Due Diligence	\$0	\$4,000
Department of Internal Affairs - Community Internship Programme	Grant	Intern	\$0	\$35,778
SPAN Trust	Grant	Brochures	\$2,954	\$0
Total Grants			\$163,529	\$189,385
Funder	Type	Specific Project	2015	2014
SPAN Trust	Contract		\$26,250	\$26,250
Tertiary Education Commission	Contract	ACE	\$86,852	\$86,852
Smart Environmental Ltd	Contract	Samuel James Reserve	\$9,600	\$9,600
Smart Environmental Ltd	Contract	Refuse Transfer Station Management	\$41,668	\$22,437



Notes to the Financial Statements

Te Puni Kokiri	Contract	Whanau Ora Navigator	\$34,286	\$82,381
TCDC	Contract	Youth		\$
MSD	Contract	Community Support Services	\$12,803	\$0
MSD	Contract	Strengthening Families	\$8,349	\$1,101
MSD	Contract	Heartlands	\$22,507	\$22,507
MSD	Contract	Tuatoko Tamariki	\$13,353	\$20,029
MSD	Contract	Vocational Services	\$137,260	\$137,260
MSD	Contract	Transitional Services	\$510	\$770
Ministry of Education	Contract	Incredible Years	\$24,000	\$24,000
Ministry of Education	Contract	Kiwi Can	\$12,000	\$10,000
Schools	Contract	Kiwi Can	\$15,000	\$15,000
Mowing contracts	Contract	Vocational Services	\$2,400	\$2,400
Total Contracts			\$446,837	\$460,587

Funder	Type	Specific Project	2015	2014
Trust Waikato	Donation		\$45,000	\$45,000
ANZ Staff Foundation	Donation	Kiwi Can	\$0	\$10,000
DV Bryant Trust	Donation	Kiwi Can	\$3,333	\$0
Driving Creek Railway Ltd	Donation	Kiwi Can	\$1,200	\$1,200
Sundry	Donation		\$559	\$1,100
Z: Good In The Hood	Donation	Kiwi Can	\$0	\$511
Department of Corrections	Donation	Vocational Services	\$1,000	\$1,000
mowing	Donation	Vocational Services	\$2,190	\$3,180
Bosco Connect Ltd - Tiny Mighty Power	Donation		\$338	\$0
Community Post	Donation		\$200	
NZ Federation of Disability Information Centres	Donation	IPad	\$599	
Total Donations			\$54,420	\$61,991

Capital Funding

Funder	Type	Specific Project	2015	2014
Mercury Bay Community Board	Grant	Laptop - ATM	999	\$0
TCC	Contract	Community ReUse Centre	\$0	\$25,000
Ministry for the Environment	Grant	Community ReUse Centre	\$0	\$9,602



Notes to the Financial Statements

Seagull Centre Trust	Donation	Community ReUse Centre	\$0	\$3,000
Total Capital Funding			\$999	\$37,602

11. Organisational Support

Other government and non government organisations which have supported CILT during 2015 are:

BP

Colville School

Coromandel Area School

Thames South School

Coromandel Senior Settlement Trust

Driving Creek Railway Ltd

Department of Corrections

Guardian Trust

New Zealand Housing Foundation

The Supported Lifestyle Hauraki Trust

Smart Environmental Limited

CILT is affiliated to the following organisations:

ACE Aotearoa Alternative Education National Body

Coromandel Business Association

Coromandel Community Library

Community Housing Aotearoa

Australasian Housing Institute

Community Recycling Network

The Disabled Persons Assembly (NZ)

New Zealand Council of Social Services

The New Zealand Disability Support Network

NZ Federation of Disability Information Centres

New Zealand Trustees Association

E Hui!

Social Service Providers Aotearoa Inc

Inclusive NZ

Volunteering Walkato

Waste Management Institute NZ



Notes to the Financial Statements

12. Projects

The vision of the Coromandel Independent Living Trust is to enhance the well-being of all people in the Upper Coromandel Peninsula.

The community services provided by CILT during the 2014 year were:

Artists In The Making: day programmes in Whitianga for people with a disability

Work Co-Op: day programmes in Coromandel for people with a disability

Education & Training: providing opportunities for life-long learning

Community Support Services: Whanau Ora Navigator, Strengthening Families Programme, Tautoko Tamariki, Incredible Years Parenting Programme, Moehau Kaumatua Roopu

FYD KiwiCan Program: providing school children aged 5-12 years with the opportunity to build self-confidence and learn valuable life skills

Coromandel Resource Centre: providing information, advice & support, computers for public use & the Heartlands Service Centre

Community Transport Services: mobility van bookings & volunteer driver service

Video Conferencing Facilities: information and communication technology equipment installed in the upper Coromandel peninsula

Well-Housed Coromandel: Registered Community Social Housing Provider of quality affordable housing for older people, those with a disability or on low incomes

Community Development: supporting the community to achieve outcomes identified in the Community Plan

Samuel James Reserve Building: the restoration of a historic building providing central public restroom amenities and a community room which was leased in 2013 by the Coromandel Information Centre & the Moehau Environmental Group

Environmental & Employment Initiatives:

Coromandel on Track - Huarahi Ora - the development and maintenance of the Harray Track in Coromandel Town

e-Cycle Centre - the establishment of an electronic products recycling centre at the local refuse transfer station

Refuse Transfer Station Management - subcontract with solid waste contractor


Coromandel Community Re-Use Centre - capital project in development at the local refuse transfer station



Schedule of Fixed Assets & Depreciation


Coromandel Independent Living Trust 1 January 2015 to 31 December 2015

Name	Cost	Rate	Purchased	Disposed	1-Jan-15	Purchases	Depreciation	Disposals	Accum Dep	31-Dec-15
Building - Samuel James Reserve										
SJR Building	60,945	0.0%None	31 Dec 2009		60,945	-	-	-	-	60,945
Upgrade 2009										
SJR Building	17,182	0.0%None	31 Dec 2010		17,182	-	-	-	-	17,182
Upgrade 2010										
SJR office verandah roof	600	0.0%None	30 Sep 2014		600	-	-	-	-	600
Total Building - Samuel James Reserve	78,727				78,727					78,727
Buildings - Social Housing										
505 Kapanga Rd - Fencing	2,300	2.0%SL	30 Sep 2008		1,880	-	46	-	466	1,834
505 Kapanga Rd - Head Lease	96,330	2.0%SL	31 Jan 2008		82,843	-	1,927	-	15,414	80,916
Flat 4 - Carpet	769	8.5%SL	20 Jun 2012		600	-	65	-	934	535
Flat 4 - Vinyl	495	13.5%SL	20 Jun 2012		322	-	67	-	239	255
Flat 7 - HWC	1,064	2.0%SL	31 Dec 2012		1,021	-	21	-	64	1,000
Flats 1,2,3 - Laundry Pipework	1,197	8.0%DV	12 Apr 2011		876	-	70	-	391	806
Remove & Rebuild fence & gate at Pensioner Flats	980	7.0%SL	6 Jan 2014		911	-	69	-	137	843



Schedule of Fixed Assets & Depreciation

Name	Cost	Rate	Purchased	Disposed	1-Jan-15	Purchases	Depreciation	Disposals	Accum Dep	31-Dec-15
2 x IBM Core2duo and 2 x Monitor and Freight	680	25.0%SL	13 Sep 2013		453	-	170	-	397	283
5Ghz Dish installed to roof re bridge to SJR Reserve	1,170	13.5%SL	16 Jul 2014		1,091	-	158	-	237	933
5Ghz Dish installed to roof re bridge to Wharf Rd	1,658	13.5%SL	16 Jul 2014		1,546	-	224	-	336	1,322
ASUS E-Box Computer	448	48.0%SL	31 Dec 2010		-	-	-	-	448	-
ASUS EE Box D140	464	48.0%SL	31 Dec 2010		-	-	-	-	464	-
ASUS Ee PC	640	48.0%SL	31 Dec 2010		-	-	-	-	640	-
Computer Router	200	12.5%SL	31 Dec 2010		-	-	-	-	200	-
Computer: Lenovo M58P Desktop PC	385	25.0%DV	30 Oct 2013		271	-	68	-	182	203
Computer: Lenovo M58P Desktop PC	385	25.0%SL	30 Oct 2013		265	-	96	-	217	169
Desktop - Apple iMac 20	1,664	48.0%SL	31 Dec 2010		-	-	-	-	1,664	-
Desktop - Compaq Desk Pro gifted	-	25.0%SL	31 Dec 2010		-	-	-	-	-	-
Desktop - Deskpro EP gifted	-	48.0%SL	31 Dec 2010		-	-	-	-	-	-
Desktop - IBM Computer & Brother Laser Printer	559	25.0%SL	7 Sep 2012		233	-	140	-	466	93
Desktop Dell x 2	978	25.0%SL	31 Dec 2010		-	-	-	-	978	-



Schedule of Fixed Assets & Depreciation

Name	Cost	Rate	Purchased	Disposed	1-Jan-15	Purchases	Depreciation	Disposals	Accum Dep	31-Dec-15
HP 15-G210AX Notebook	695	25.0%SL	2 Nov 2015			695	29		29	666
HP Pavilion 15-P20AX White Notebook	608	25.0%SL	3 Feb 2015			608	139		139	469
IBM Core2duo and Monitor	343	25.0%SL	17 May 2013		200		86		229	114
Ipad	825	25.0%SL	25 Sep 2015			825	69		69	756
Laptop - 15' MacBook 57% Share	1,626	48.0%SL	31 Dec 2010						1,626	-
Laptop - Acer Notebook	2,835	25.0%SL	31 Dec 2010						2,835	-
Laptop - Dell	399	25.0%SL	25 May 2012		133		100		366	33
Laptop - Dell D830 2.0 Core2Duo/2GB Ram 120 GB HDD/XP PRO Wireless	399	25.0%SL	25 May 2012		133		100		366	33
Laptop - Dell D830 2.0 Core2Duo/2GB Ram 120 GB HDD/XP PRO Wireless	405	25.0%SL	14 Jun 2012		143		101		363	42
Laptop - HP Compaq Presario	945	25.0%SL	31 Dec 2010						945	-
Laptop - HP Compaq Presario	945	25.0%SL	31 Dec 2010						945	-



Schedule of Fixed Assets & Depreciation

Name	Cost	Rate	Purchased	Disposed	1-Jan-15	Purchases	Depreciation	Disposals	Accum Dep	31-Dec-15
Laptop - PC Athlon 4000	1,195	25.0%SL	31 Dec 2010						1,195	-
Laptop - Refurbished Dell (RCR-301)	395	48.0%DV	2 Mar 2011		33		16		378	17
Laptop - Toshiba Satellite	1,421	25.0%SL	31 Dec 2010						1,421	-
Laptop - Toshiba Satellite M110	1,139	25.0%DV	31 Dec 2010		78		20		1,080	59
Monitor AOC	275	48.0%SL	31 Dec 2010						275	-
Monitor LG 15 LCD	590	25.0%SL	31 Dec 2010						590	-
Monitor Philips 19 LCD	392	48.0%SL	31 Dec 2010						392	-
New mac mini server, Upgrade ram 16GB	2,174	25.0%SL	31 Mar 2014		1,721		543		996	1,178
New Toshiba Satellite Pro L850 PSKG9A-00L001 ex ROC TECH LTD	889	25.0%SL	19 Aug 2013		574		222		537	352
Printer HP 840c	219	25.0%SL	31 Dec 2010						219	-
Printer HP Deskjet 710C gifted	-	20.0%SL	31 Dec 2010						-	-
Printer laser Brother HLL2365DW A4 mono wireless	148	25.0%SL	23 Nov 2015			148	6		6	142
Printer Laser HP 1020	249	25.0%SL	31 Dec 2010						249	-




Schedule of Fixed Assets & Depreciation

Name	Cost	Rate	Purchased	Disposed	1-Jan-15	Purchases	Depreciation	Disposals	Accum Dep	31-Dec-15
Software Cash	280	25.0%SL	31 Dec 2010		-	-	-	-	280	-
Manager Lite										
Software Cash	603	25.0%SL	31 Dec 2010		-	-	-	-	603	-
Manager Upgrades										
Software MYOB	248	25.0%SL	31 Dec 2010		-	-	-	-	248	-
Payroll										
Software Voice	273	12.5%SL	31 Dec 2010		-	-	-	-	273	-
Recognition										
Toshiba Satellite	802	25.0%SL	17 Feb 2015		-	802	184	-	184	618
15.6" L50-B09K										
W8.1 Notebook										
UPS	275	25.0%SL	31 Dec 2010		-	-	-	-	275	-
UPS	285	25.0%SL	31 Dec 2010		-	-	-	-	285	-
Total Computer Equipment	31,609				7,314	3,077	2,580	-	23,797	7,811
Motor Vehicles										
2004 Toyota Hilux	17,778	13.5%SL	31 Dec 2010		2,178	-	2,178	-	17,778	-
Uta CES84										
Covered Trailer	4,043	26.4%SL	17 Jun 2012		1,286	-	1,067	-	3,825	218
e-Cycle										
Covered Trailer	536	26.4%SL	15 Oct 2012		218	-	142	-	460	76
e-Cycle - signs										
Kea Trailer - Crate	987	26.4%SL	25 Oct 2012		401	-	261	-	847	140
Kea Trailer 6x4	1,262	26.4%SL	31 Dec 2010		-	-	-	-	1,262	-
Seat covers new	540	18.0%SL	30 Sep 2013		410	-	97	-	227	313
van GWL495										
Toyota Altezza GITA	14,778	30.0%DV	21 Dec 2011	16 Dec 2015	4,942	-	1,359	3,583	-	-
2003 GCS679										




Schedule of Fixed Assets & Depreciation

Name	Cost	Rate	Purchased	Disposed	1-Jan-15	Purchases	Depreciation	Disposals	Accum Dep	31-Dec-15
Toyota Hiace Van	28,478	18.0%SL	19 Jun 2013		20,362	-	5,126	-	13,242	15,236
2005 GWL495										
Total Motor Vehicles	68,403				29,797	-	10,230	3,583	37,641	15,984
Office Equipment										
Camera Nikon 1820	373	25.0%SL	30 Sep 2013		249	-	93	-	218	155
Digital Camera										
Black and Bag and										
Memory Card										
Carlo Display	3,189	10.0%SL	31 Dec 2010		929	-	319	-	2,579	611
System										
Chair Black Clerical	108	12.0%SL	31 Dec 2010		-	-	-	-	108	-
Chair Charade	399	12.5%SL	31 Dec 2010		-	-	-	-	399	-
Studio x 3										
Chair Damba H20	175	12.5%SL	31 Dec 2010		-	-	-	-	175	-
Chair H20 Operator	215	8.3%SL	31 Dec 2010		88	-	18	-	145	70
Chair Office	180	12.5%SL	31 Dec 2010		-	-	-	-	180	-
Chair Office Swivel	120	14.4%DV	31 Dec 2010		13	-	2	-	109	11
Chairs 2	240	18.0%DV	31 Dec 2010		12	-	2	-	230	10
Chairs Comfortlock	671	8.3%SL	31 Dec 2010		-	-	-	-	671	-
x 2										
Chairs Onda Black	373	12.5%SL	31 Dec 2010		-	-	-	-	373	-
x 6										
Chairs Onda Plastic	464	8.3%SL	31 Dec 2010		180	-	39	-	323	141
x 6										
Computer Desk &	443	5.0%SL	31 Dec 2010		181	-	22	-	284	159
Chair										




Schedule of Fixed Assets & Depreciation

Name	Cost	Rate	Purchased	Disposed	1-Jan-15	Purchases	Depreciation	Disposals	Accum Dep	31-Dec-15
Cupboard Tawa Fullheight	444	5.0%SL	31 Dec 2010		142	-	22	-	324	120
Desk	53	8.3%SL	31 Dec 2010		2	-	2	-	53	-
Desk	236	18.0%DV	31 Dec 2010		12	-	2	-	226	10
Desk	133	12.0%DV	31 Dec 2010		16	-	2	-	119	14
Desk Conference End	333	8.3%SL	31 Dec 2010		136	-	28	-	224	109
Desk Crestline Grey	298	8.3%SL	31 Dec 2010		114	-	25	-	209	89
Filing Cabinet	405	9.6%SL	31 Dec 2010		25	-	25	-	405	-
Filing Cabinet	244	14.4%DV	31 Dec 2010		14	-	2	-	232	12
Filing Cabinet	175	14.4%DV	31 Dec 2010		15	-	2	-	162	13
Filing Cabinet	183	14.4%DV	31 Dec 2010		15	-	2	-	170	13
Filing Cabinet 2 Drwr	169	9.6%SL	31 Dec 2010		23	-	16	-	162	7
Filing Cabinet 3 drawer Boise	239	9.6%SL	31 Dec 2010		13	-	13	-	239	-
Filing Cabinet 4 drawer	280	8.3%SL	31 Dec 2010		-	-	-	-	280	-
Filing Cabinet European	190	8.3%SL	31 Dec 2010		74	-	16	-	132	58
Iphone 64 GB	999	10.0%SL	31 Oct 2014		974	-	100	-	125	874
Mobile Cabinet 3 drawer 3	270	9.6%SL	31 Dec 2010		62	-	26	-	234	36
Mobile Drawer Unit	222	8.3%SL	31 Dec 2010		86	-	18	-	154	68
Mobile Drawer Unit with lock	230	8.3%SL	31 Dec 2010		95	-	19	-	154	76




Schedule of Fixed Assets & Depreciation

Name	Cost	Rate	Purchased	Disposed	1-Jan-15	Purchases	Depreciation	Disposals	Accum Dep	31-Dec-15
Mobile Drawers Blue	178	8.3%SL	31 Dec 2010		69	-	15	-	124	54
Office Partitioning 2nd Hand	1,155	10.0%SL	31 Dec 2010		103	-	103	-	1,155	-
PABX Telephone System	222	10.0%SL	31 Dec 2010		58	-	22	-	186	36
Shelving	350	8.3%SL	31 Dec 2010		123	-	29	-	256	94
Shelving	286	5.0%SL	31 Dec 2010		110	-	14	-	191	96
Shelving	285	7.8%SL	31 Dec 2010		84	-	22	-	223	62
Shelving Lundia	1,625	8.3%SL	31 Dec 2010		635	-	135	-	1,124	501
Shelving Lundia	450	5.0%SL	31 Dec 2010		258	-	23	-	215	236
Shelving Lundia	2,322	8.3%SL	31 Dec 2010		908	-	193	-	1,607	715
Workstation	400	20.0%SL	31 Dec 2010		-	-	-	-	400	-
Workstation	104	12.5%SL	31 Dec 2010		-	-	-	-	104	-
Total Office Equipment	19,430				5,821	-	1,372	-	14,981	4,449
Plant & Equipment										
42" Plasma Screen	3,096	48.0%SL	31 Dec 2008		-	-	-	-	3,096	-
Audio CDs IV Parent Programs	3,645	25.0%SL	10 Feb 2012		987	-	911	-	3,569	76
BBQ Table	338	10.0%SL	31 Dec 2010		98	-	34	-	274	64
BBQ Table	196	8.3%SL	31 Dec 2010		-	-	-	-	196	-
Cabinet Metal Storage SJR	278	9.6%SL	31 Dec 2012		223	-	27	-	82	196
Camera Canon Powershop	558	25.0%SL	31 Dec 2010		-	-	-	-	558	-




Schedule of Fixed Assets & Depreciation

Name	Cost	Rate	Purchased	Disposed	1-Jan-15	Purchases	Depreciation	Disposals	Accum Dep	31-Dec-15
Camera Sony HVR	1,689	48.0%SL	6 Jun 2010						1,689	-
Chainsaw	517	36.0%SL	11 Jul 2012		52		52		517	-
Chainsaw Stihl MS171	440	36.0%SL	25 Feb 2010						440	-
Chairs Black Plastic 6	1,058	12.6%SL	31 Dec 2010		303		133		889	169
Computer Equipment 4	3,478	48.0%SL	30 Nov 2010						3,478	-
Digital Strategy Equipment	3,470	48.0%SL	31 Dec 2008						3,470	-
DVD Drive Replacement	549	25.0%SL	31 Dec 2010						549	-
Electronic Equipment 2008 (Half share)	23,005	48.0%SL	31 Dec 2008						23,005	-
Espresso Coffee Machine Sunbeam	267	20.0%SL	31 Dec 2010						267	-
Floor Rug Round	295	18.6%SL	31 Dec 2010						295	-
Fridge	200	12.5%SL	31 Dec 2010						200	-
Fridge F&P Cyclic	460	6.6%SL	31 Dec 2010		44		30		447	13
FS200 Stihl Trimmer	1,148	36.0%SL	15 Oct 2012		218		218		1,148	-
Serial#175560863										
Heat Pump Fujitsu 316 Wharf Rd	3,829	13.5%SL	30 Apr 2010		1,373		517		2,973	856
Heat Pumps (2)	2,667	10.0%SL	31 Dec 2010		688		267		2,246	422




Schedule of Fixed Assets & Depreciation

Name	Cost	Rate	Purchased	Disposed	1-Jan-15	Purchases	Depreciation	Disposals	Accum Dep	31-Dec-15
Kea Trailer - Steel Loading Ramps Pair	253	40.0%DV	3 Jun 2011		42	-	17	-	228	25
Masport President 1000 ST Serial # 7638474	474	40.0%SL	12 Dec 2013		269	-	190	-	395	79
Microwave Sharp 34L	204	20.0%SL	31 Dec 2010		-	-	-	-	204	-
Mower - Ride On Dixon ZTR 304	870	40.0%DV	3 Jun 2011		144	-	58	-	783	86
Mower Masport 600AL	978	20.0%SL	31 Dec 2010		-	-	-	-	978	-
Mower Victa	322	20.0%SL	19 Feb 2013		198	-	64	-	188	134
No Sweat Canopy	307	10.0%SL	31 Dec 2010		26	-	26	-	307	-
Overlocker Brother	532	20.0%SL	31 Dec 2010		-	-	-	-	532	-
Painting by R Crisp	350	0.0%None	31 Dec 2010		350	-	-	-	-	350
Photocopier	4,500	40.0%DV	15 Jun 2011		745	-	298	-	4,053	447
Saw Ryobi Scroll	266	48.0%SL	31 Dec 2010		-	-	-	-	266	-
Sewing Machine Jenome	399	20.0%SL	31 Dec 2010		-	-	-	-	399	-
Signage - e-Cycle	640	8.5%SL	27 Jun 2012		499	-	54	-	195	445
Stratfroom Table & Chairs 6	858	10.0%SL	31 Dec 2010		286	-	86	-	658	200
Stihl Scrubbar FS120	1,109	36.0%SL	31 Dec 2010		-	-	-	-	1,109	-
Tables 2	778	10.0%SL	31 Dec 2010		-	-	-	-	778	-
Trestle Table 2	669	9.6%SL	31 Dec 2010		87	-	64	-	646	23



Schedule of Fixed Assets & Depreciation


Name	Cost	Rate	Purchased 31 Dec 2010	Disposed	1-Jan-15	Purchases	Depreciation	Disposals	Accum Dep	31-Dec-15
TV 29 and video	1,269	10.0%SL	31 Dec 2010						1,269	-
Vacuum Cleaner	389	48.0%SL	31 Dec 2010						389	-
Total Plant & Equipment	66,349				6,632	-	3,046	-	62,763	3,586
Total	1,627,358				1,423,151	4,889	44,653	3,583	232,777	1,379,803



Profit and Loss by Project

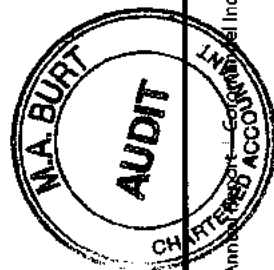
Coromandel Independent Living Trust All Cost Centres 1 January 2015 to 31 December 2015

	Artists In The Making	Community Support Services	Community Transport Services	Education Training Centre	Enviro. Initiatives	Kiwi Can Mngmt & Admin	Pensioner Flats	Samuel James Reserve	Vocational Services	Total
Income										
Rent Received	-	-	-	1,663	-	20,538	76,358	5,200	-	103,759
Funding										
Contra	26,079	92,790	-	86,852	41,668	27,000	48,757	9,600	114,090	446,837
Donations	3,000	-	-	7,900	5,000	10,066	25,954	-	-	54,420
Grants	200	-	55,271	3,659	-	55,028	49,370	-	-	163,529
Total Funding	29,279	92,790	55,271	97,511	46,668	92,094	124,081	9,600	117,490	664,786
Other Income										
Funding	-	-	-	-	-	2,214	-	-	16	2,230
Interest	-	-	173	-	27	-	3,211	-	1	3,412




Profit and Loss by Project

	Artists In The Making	Community Support Services	Community Transport Services	Education Training Centre	Enviro. Initiatives	Kiwi Can Mngmt & Admin	Pensioner Flats	Samuel James Reserve	Vocational Services	Total
Other Revenue	-	-	-	70	5,725	-	7,844	-	-	13,639
Reimbursement	-	3,661	1,306	7,414	2,704	581	13,932	-	1,751	36,212
ent	-	-	-	-	-	-	-	-	-	-
Total Other Income	-	3,661	1,479	7,484	8,457	2,796	17,143	-	1,768	55,493
Total Income	29,279	96,452	56,750	106,658	55,125	94,890	161,762	14,800	119,258	824,037
Gross Profit	29,279	96,452	56,750	106,658	55,125	94,890	161,762	14,800	119,258	824,037
Less Expenses										
Administration Costs	500	848	139	2,678	804	-	30,627	-	1,268	46,366
Depreciation	155	-	-	392	1,263	96	11,730	185	6,990	48,236
Direct Project Costs	1,618	31,468	10	19,878	2,132	1,872	6,212	101	10,601	74,572
Employee & Volunteer Costs	20,014	17,811	36,570	33,233	44,446	66,759	214,418	4,484	49,517	487,363



Profit and Loss by Project

	Artists In The Making	Community Support Services	Community Transport Services	Education Training Centre	Enviro. Initiatives	Kiwi Can Mngmt & Admin	Pensioner Flats	Samuel James Reserve	Vocational Services	Total
Governance Costs	296	-	-	-	-	4,038	-	-	139	4,472
Management, Supervision, Admin, Vehicle Charges	5,824	18,631	8,000	23,866	11,616	(161,579)	18,806	2,755	45,471	-
Rental & Maintenance Costs	3,900	3,003	-	19,052	215	33,555	16,462	1,127	12,713	92,127
Travel and accommodation	866	4,830	-	5,133	28	34,960	-	-	2,099	49,205
Total Expenses	33,172	76,591	44,719	104,231	60,505	173,961	72,986	8,652	128,798	802,342
Operating Surplus/(Loss)	(3,893)	19,860	12,032	2,427	(5,380)	(12,199)	16,077	6,148	(9,540)	21,696
Capital Funding	(999)	-	-	-	-	-	-	-	-	(999)
Net Surplus/(Loss) for the Year	(2,894)	19,860	12,032	2,427	(5,380)	(12,199)	16,077	6,148	(9,540)	22,695



INDEPENDENT AUDITOR'S REPORT

To the Readers of the Financial Report of Coromandel Independent Living Trust.

Report on the Financial Statements

I have audited the financial statements of Coromandel Independent Living Trust on pages 1 to 30, which comprise the balance sheet as at 31 December 2015, the income statement and statement of changes in equity for the year then ended, and a summary of significant accounting policies and other explanatory information.

Trustees' Responsibility for the Financial Statements

The trustees are responsible for the preparation and fair presentation of these financial statements in accordance with generally accepted accounting practice in New Zealand and for such internal control as the trustees determine is necessary to enable the preparation of financial statements that are free from material misstatement, whether due to fraud or error.

Auditor's Responsibility

My responsibility is to express an opinion on these financial statements based on our audit. I conducted my audit in accordance with International Standards on Auditing (New Zealand). Those standards require that I comply with ethical requirements and plan and perform the audit to obtain reasonable assurance about whether the financial statements are free from material misstatement.

An audit involves performing procedures to obtain audit evidence about the amounts and disclosures in the financial statements. The procedures selected depend on the auditor's judgment, including the assessment of the risks of material misstatements of the financial statements, whether due to fraud or error. In making those risk assessments, the auditor considers internal control relevant to the entity's preparation and fair presentation of the financial statements in order to design audit procedures that are appropriate in the circumstances, but not for the purpose of expressing an opinion on the effectiveness of the entity's internal control. An audit also includes evaluating the appropriateness of accounting policies used and the reasonableness of accounting estimates, as well as evaluating the overall presentation of the financial statements.

I believe that the audit evidence I have obtained is sufficient and appropriate to provide a basis for my audit opinion. I have obtained all the information and explanations I have required.

Other than in my capacity as auditor, I have no relationship with, or interests in, Coromandel Independent Living Trust.

Opinion

In my opinion, the financial statements on pages 1 to 30 give a true and fair view of the financial position of Coromandel Independent Living Trust as at 31 December 2015, and of its financial performance for the year then ended in accordance with generally accepted accounting practice in New Zealand.



M A BURT C.A
CHARTERED ACCOUNTANT

17 May 2016

